PROGETTAZIONE SCH 01/15	TENSIONE ESERCIZIO 480 VAC 60 Hz	NORME UL	PROTEZIONI
SERIE	TENSIONE COMANDI 24 VDC	+ =	
COMMESSA	TENSIONE SEGNALI		
COMMITTENTE		PERTICI INDUSTRIES	

	DATA	FIRME
DIS.	10/2014	G. M.
VISTO		
APPROV.		

REV.	MODIFICA	DATA	FIRME

SOST. DA

SOST. IL

FILE :

Quadro elettrico cod:

FOGLIO

T.F.

				DATA	10/2014
				DISEGN.	G. M.
				VISTO	
REV.	MODIFICA	DATA	FIRMA	APPR.	

PERTICI INDUSTRIES

SOST. IL :

SOST. DA :

FILE :

TRONCATRICE 550–600 TSP
DOUBLE MITRE SAW 550–600 TSP

Dati Progetto
Project Data

DOC. NUM 4202

=
+

Totale Fogli : 27

FG. 1
F.S. 2

LISTA FOGLI \ INDEX

Foglio Sheet	Descrizione Description	Revisione \ Revision 0	1	2	3	4	5	6	7	8	9
1	Dati Progetto										
	Project Data										
2	Lista Fogli										
	Sheet Index										
3	Lista Fogli										
	Sheet Index										
4	Legenda Simboli										
	Symbol List										
5	Legenda Simboli										
	Symbol List										
6	Alimentazione Motori										
	Motor Power supply										
7	Ausiliari e Alimentazioni CC										
	Auxiliary and DC Power Supply										
8	Alimentazione Inverter										
	Inverter Power Supply										
9	Start/Stop Motori Lame										
	Blader Motors Start/Stop										
10	Centraline Sicurezza										
	Safety Relays										
11	Input 1-10 TS690 ARM										
	Input 1-10 TS690 ARM										
11A	Input 11-20 TS690 ARM										
	Input 11-20 TS690 ARM										
12	Input 21-30 EL200										
	Input 21-30 EL200										

Foglio Sheet	Descrizione Description	Revisione \ Revision 0	1	2	3	4	5	6	7	8	9
13	Output 1-11 TS690 ARM										
	Output 1-11 TS690 ARM										
14	Output 12-20 TS690 ARM										
	Output 12-20 TS690 ARM										
15	Output 21-32 EL200										
	Output 21-32 EL200										
16	Output 33-36 EL200										
	Output 33-36 EL200										
17	Potenz. Angolare Teste e Seriale CANBUS										
	Head Angles Potentiometer and CANBUS Serial										
18	Encoder Riferimento Asse X										
	Encoder Reference X Axis										
19	Encoder Altezza Profilo (OPTIONAL)										
	Encoder Profile Thickness (OPTIONAL)										
20	Connessioni Terminale Operatore TCE1										
	Connections Operator Terminal TCE1										
21	Topografico TS690 ARM										
	Layout TS690 ARM										
22	Morsettiera										
	Terminal Board										
23	Terminale Operatore TCE1										
	Operator Terminal TCE1										
24	PLC EL200										
	PLC EL200										
25	Topografico Quadro QG										
	Electric Box QG Layout										

Note :

REV.	MODIFICA	DATA	FIRMA		
				DATA	10/2014
				DISEGN.	G. M.
				VISTO	
				APPR.	

PERTICI INDUSTRIES

SOST. IL : SOST. DA : FILE :

TRONCATRICE 550-600 TSP
DOUBLE MITRE SAW 550-600 TSP

Lista Fogli
Sheet Index

DOC. NUM 4202

=
+

Totale Fogli : 27

FG. 2
F.S. 3

LISTA FOGLI \ INDEX

Foglio Sheet	Descrizione Description	Revisione \ Revision 0	1	2	3	4	5	6	7	8	9	Foglio Sheet	Descrizione Description	Revisione \ Revision 0	1	2	3	4	5	6	7	8	9
26	Frontale Quadro Elettrico QG																						
	Front Electric Box QG																						
27	Forature Quadro Elettrico																						
	Electric Box Drilling Holes																						

Note :

REV.	MODIFICA	DATA	FIRMA		
				DATA	10/2014
				DISEGN.	G. M.
				VISTO	
				APPR.	

PERTICI INDUSTRIES

SOST. IL : SOST. DA : FILE :

TRONCATRICE 550-600 TSP
DOUBLE MITRE SAW 550-600 TSP

Lista Fogli
Sheet Index

DOC. NUM 4202 = +

Totale Fogli : 27

FG. 3
F.S. 4

Sim.\Sym.	File	Descrizione\Description
	G1	Convertitore di corrente AC-DC / AC-DC Converter
	H5	Segnalazione luminosa
	K33	Rele' / Relay
	M2	Motore asincrono trifase / 3 Phase Motor
	S15	Livellostato / Level switch
	Q11	Int. aut. magnetotermico / Overload
	Q750	Sezionatore tetrapolare con blocco / 3 Phase switch
	Q82	Sezionatore con fusibili 1P+N / 2 Phase isolator
	Q83	Sezionatore tripolare con fusibili / 3 Phase isolator
	R60	Potenziometro / Potentiometer
	S100	Pulsante NO / Button NO

Sim.\Sym.	File	Descrizione\Description
	S4C	Pulsante di emergenza NC / Emergency Button NC
	S8	Pressostato NO / Pressure Switch NO
	S13	Finecorsa a camma NO / Cam Switch NO
	S13C	Finecorsa a camma NC / Cam Switch NC
	S62	Sensore magnetico NO / Magnetic Sensor NO
	S75	Pulsante con lampada NO / Button with Lamp NO
	V1B	Diodo / Diode
	Y1	Elettrovalvola / Solenoid Valve
	Y1A	Elettrovalvola Doppio Solenoide / Double Solenoid Valve
	SPX08D_C	Sensore di prossimità NO / proximity sensor NO
	KM	Bobina contattore / Contactor Coil

REV.	MODIFICA	DATA	FIRMA		
				DATA	10/2014
				DISEGN.	G. M.
				VISTO	
				APPR.	

PERTICI INDUSTRIES

SOST. IL : SOST. DA : FILE :

TRONCATRICE 550-600 TSP
DOUBLE MITRE SAW 550-600 TSP

Legenda Simboli
Symbol List

DOC. NUM 4202 = +

Totale Fogli : 27 FG. 4 F.S. 5

Sim.\Sym.	File	Descrizione\Description
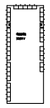	BLK15	Inverter OMRON / OMRON Inverter
	BLK	Filtro / Noise Filter
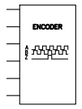	BLK21	Encoder Magnetico / Magnetic Encoder
	R10	Resistore / Resistor
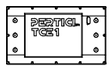	BLK	Terminale Operatore / Operator Terminal
	BLK49	PLC EL200
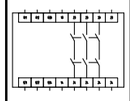	BLK27	Centralina di Sicurezza / Safety Relays
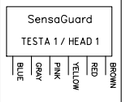	BLK28	Sensore di sicurezza RFID / RFID Safety Switch
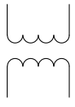	T2	Trasformatore / Transformer

Sim.\Sym.	File	Descrizione\Description

				DATA	10/2014	PERTICI INDUSTRIES		TRONCATRICE 550–600 TSP DOUBLE MITRE SAW 550–600 TSP	DOC. NUM 4202	=	
				DISEGN.	G. M.					+	
				VISTO				Legenda Simboli *Symbol List*	Totale Fogli : 27	FG.	5
REV.	MODIFICA	DATA	FIRMA	APPR.		SOST. IL :	SOST. DA :	FILE :		F.S.	6

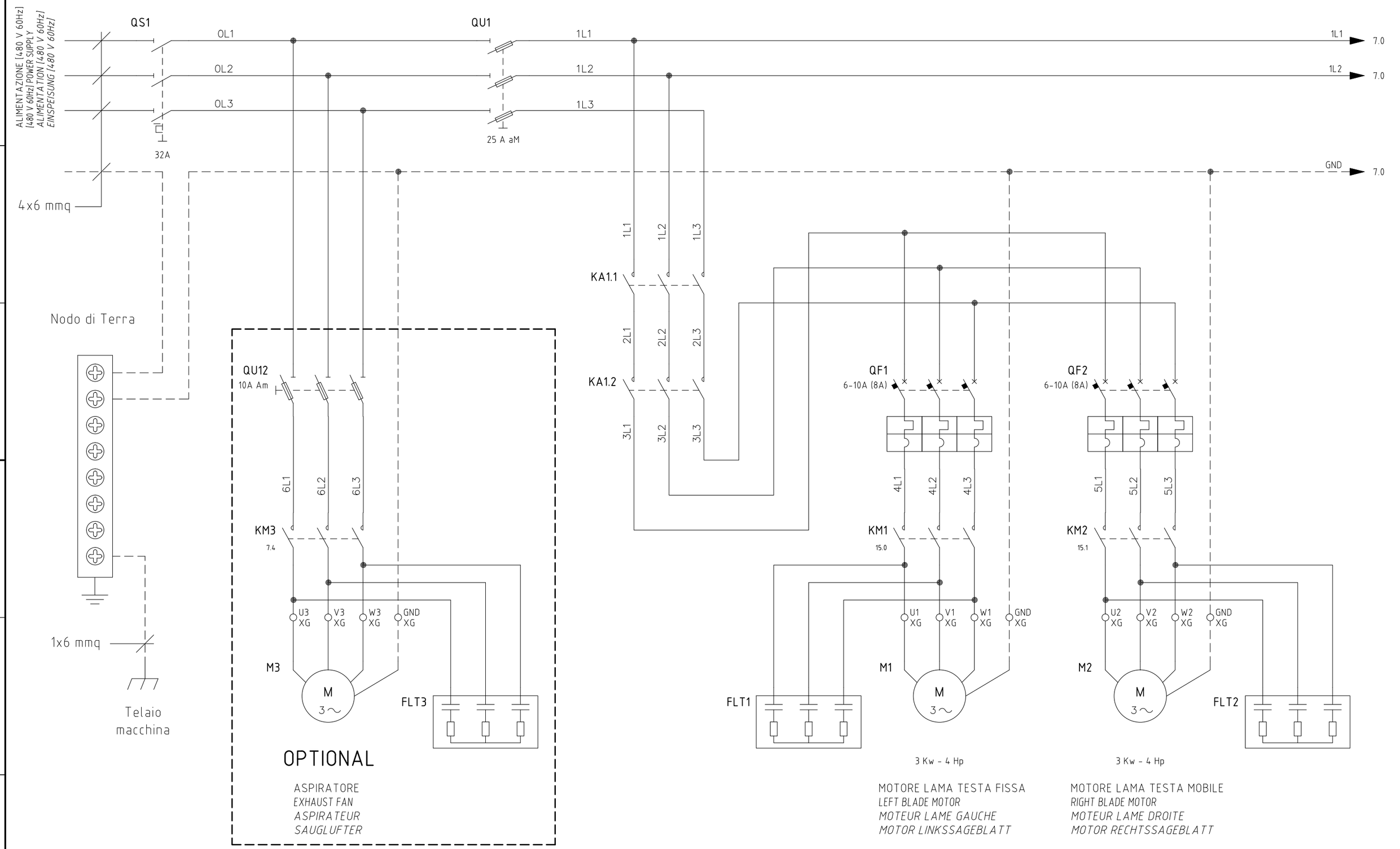

				DATA	10/2014	PERTICI INDUSTRIES		TRONCATRICE 550–600 TSP DOUBLE MITRE SAW 550–600 TSP	DOC. NUM 4202	=	
				DISEGN.	G. M.					+	
				VISTO				Alimentazione motori Motor Power Supply	Totale Fogli : 27	FG. 6	
REV.	MODIFICA	DATA	FIRMA	APPR.		SOST. IL :	SOST. DA :	FILE :		F.S. 7	

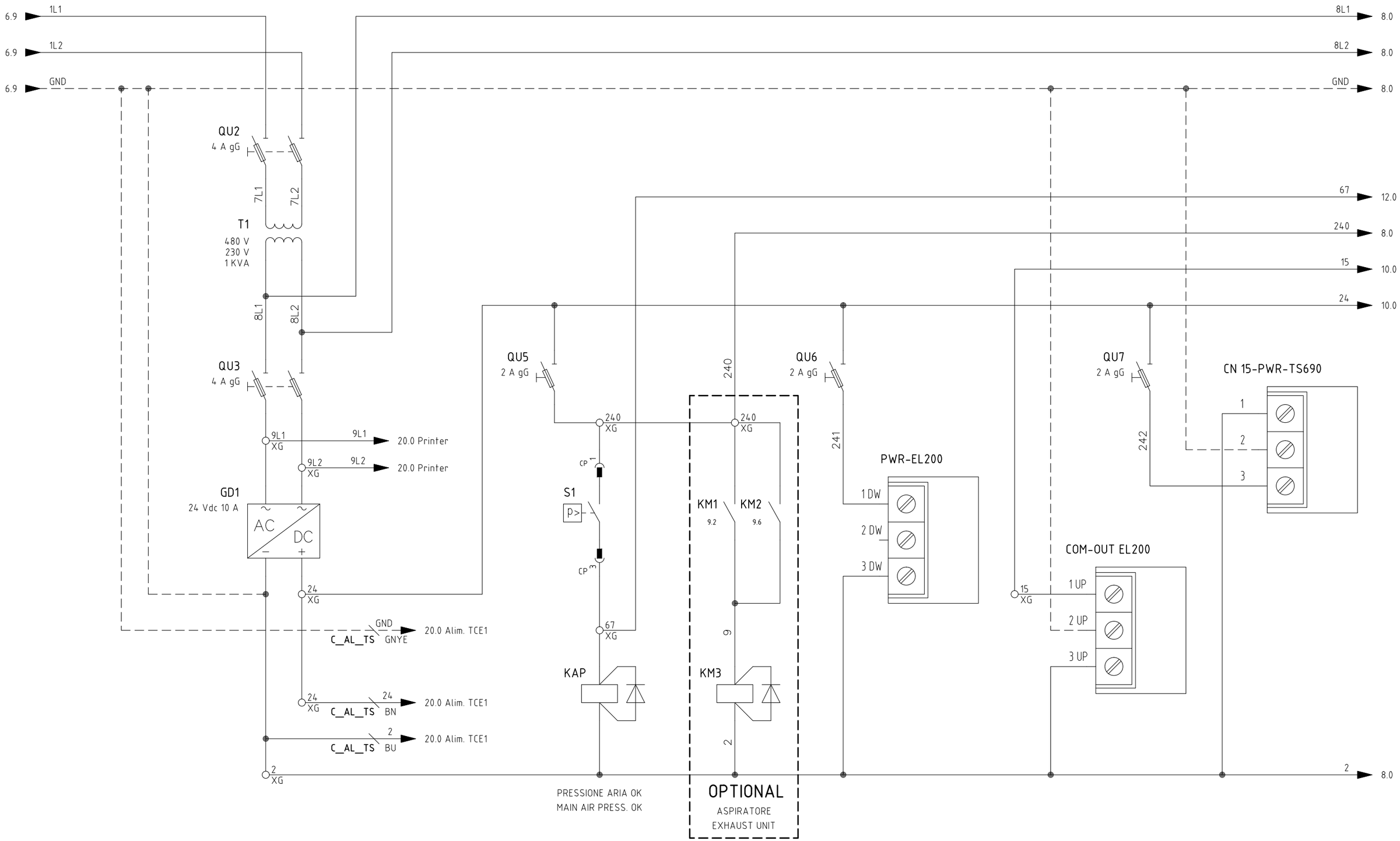

				DATA	10/2014	PERTICI INDUSTRIES		TRONCATRICE 550–600 TSP DOUBLE MITRE SAW 550–600 TSP	DOC. NUM 4202	=	
				DISEGN.	G. M.					+	
				VISTO				Ausiliari e alimentazioni CC *Auxiliary and DC power supply*	Totale Fogli : 27	FG. 7	
REV.	MODIFICA	DATA	FIRMA	APPR.		SOST. IL :	SOST. DA :	FILE :		F.S. 8	

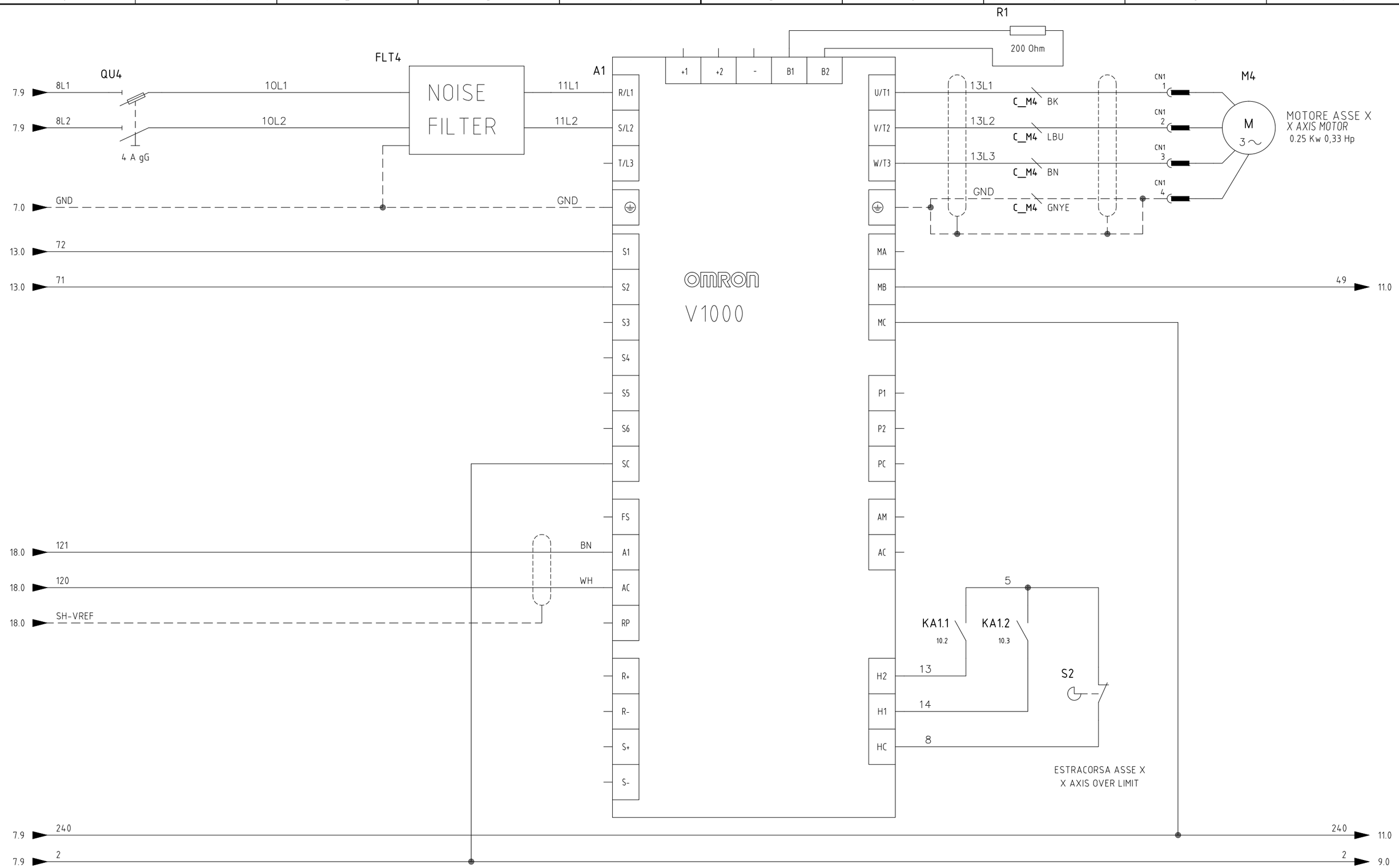

				DATA	10/2014	PERTICI INDUSTRIES		TRONCATRICE 550–600 TSP DOUBLE MITRE SAW 550–600 TSP	DOC. NUM 4202	=	
				DISEGN.	G. M.					+	
				VISTO				Alimentazione Inverter *Inverter Power Supply*	Totale Fogli : 27	FG. 8	
REV.	MODIFICA	DATA	FIRMA	APPR.		SOST. IL :	SOST. DA :	FILE :		F.S. 9	

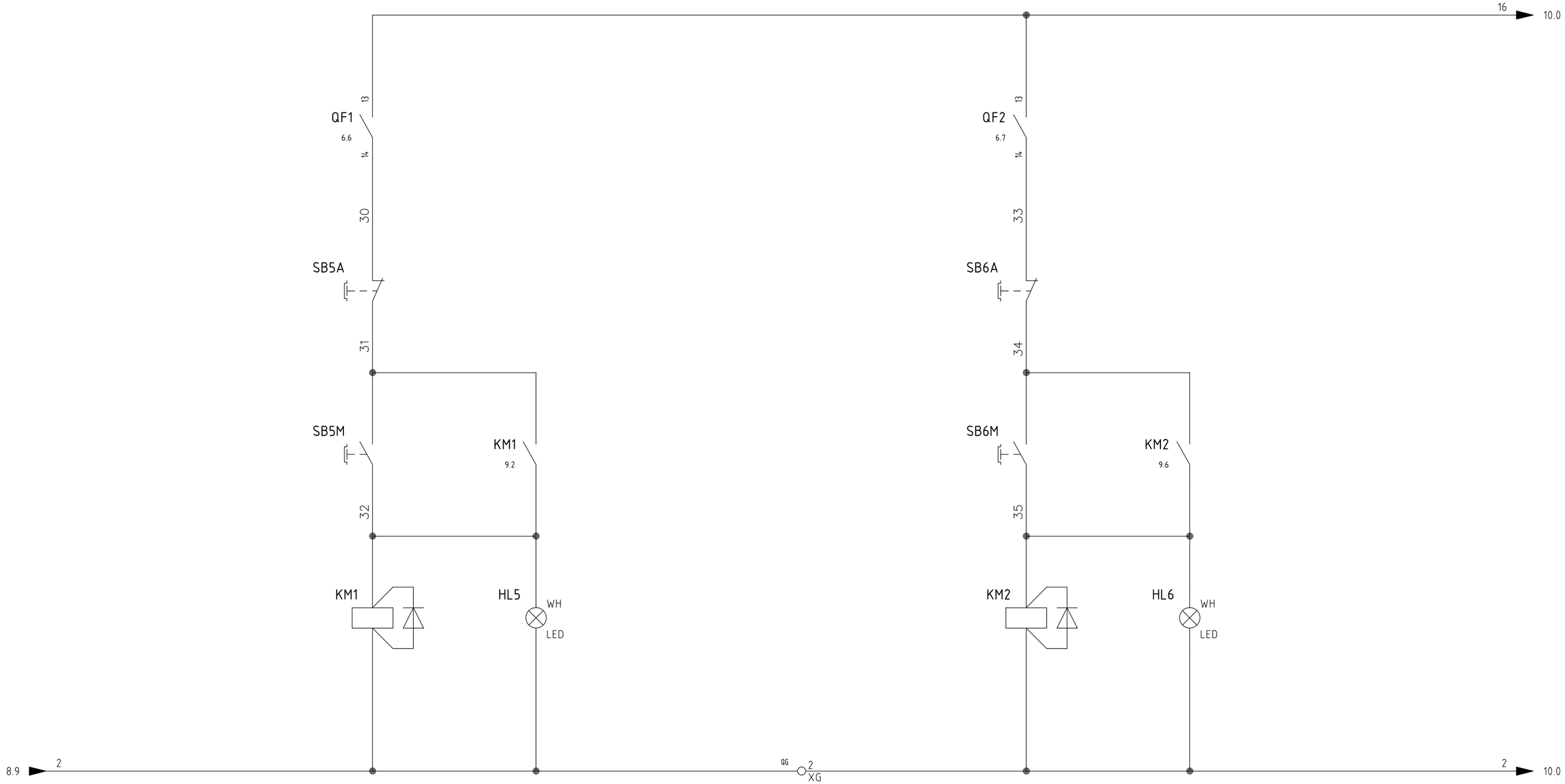

				DATA	10/2014	PERTICI INDUSTRIES		TRONCATRICE 550–600 TSP DOUBLE MITRE SAW 550–600 TSP	DOC. NUM 4202	=	
				DISEGN.	G. M.					+	
				VISTO				Accensione/Spengimento Motori Lame *Start/Stop Blade Motor*	Totale Fogli : 27	FG. 9	
REV.	MODIFICA	DATA	FIRMA	APPR.		SOST. IL :	SOST. DA :	FILE :		F.S. 10	

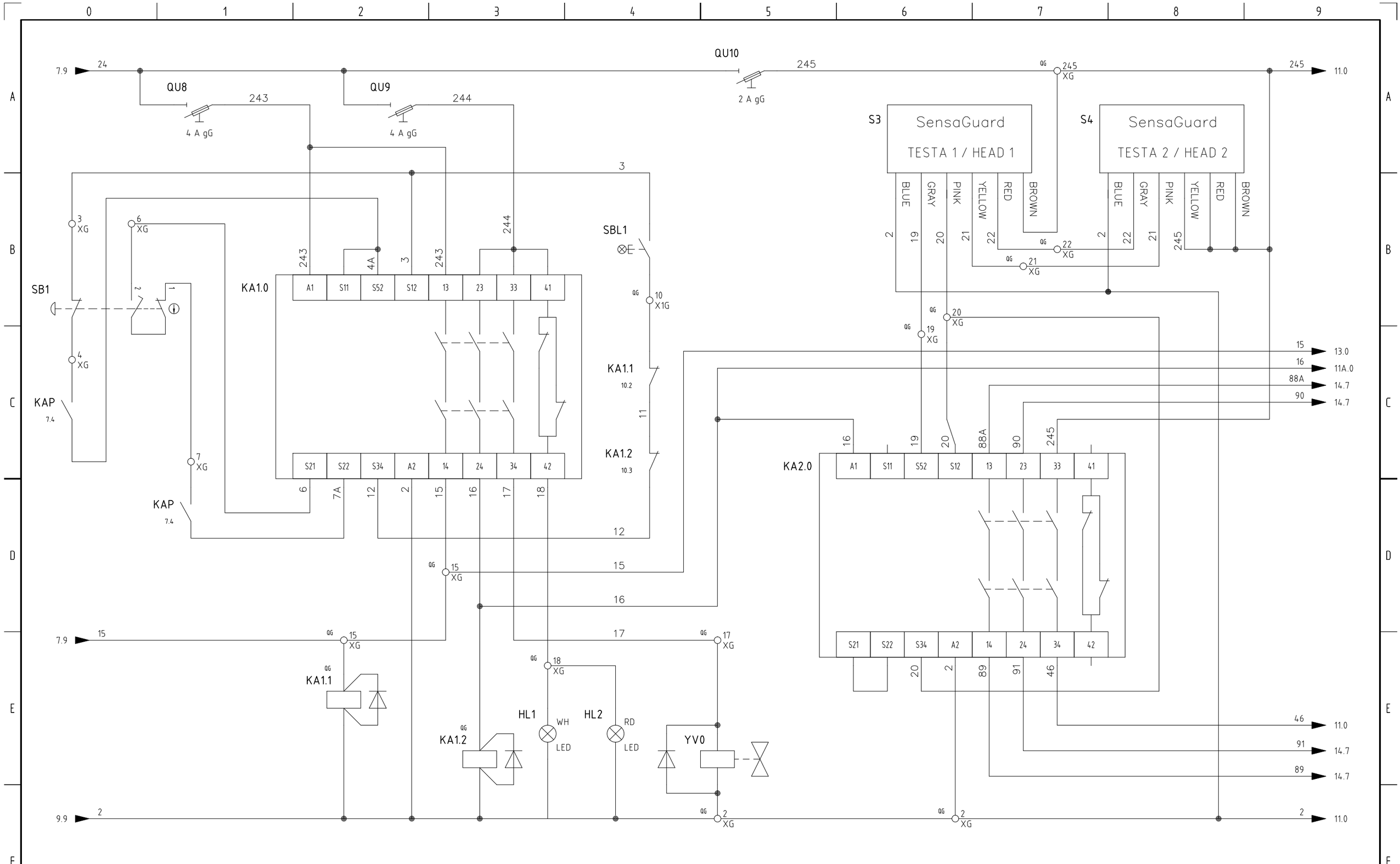

				DATA	10/2014	PERTICI INDUSTRIES		TRONCATRICE 550–600 TSP DOUBLE MITRE SAW 550–600 TSP	DOC. NUM 4202 = +
				DISEGN.	G. M.			Centraline sicurezze *Safety relays*	Totale Fogli : 27 FG. 10 F.S. 11
				VISTO					
REV.	MODIFICA	DATA	FIRMA	APPR.		SOST. IL :	SOST. DA :	FILE :	

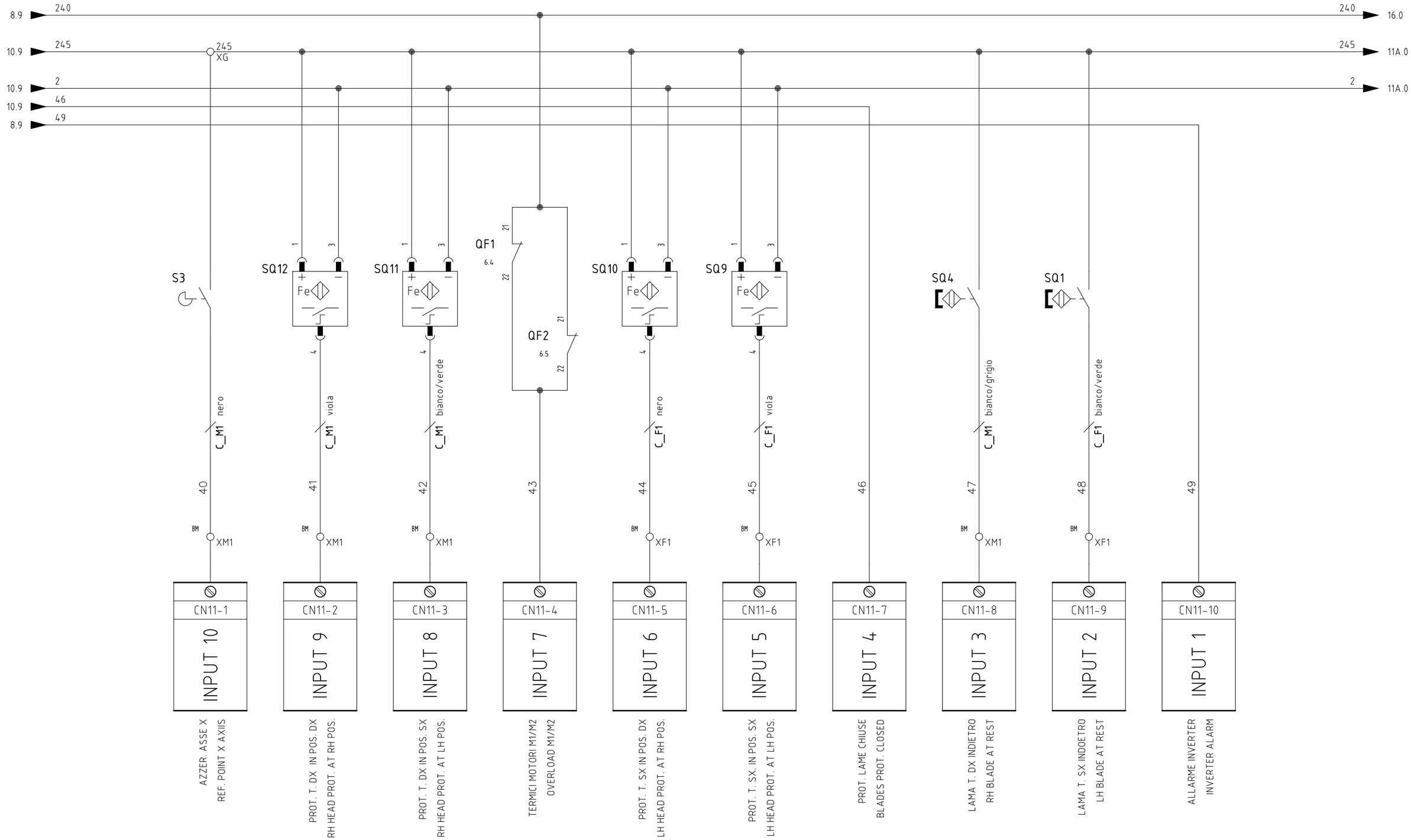

				DATA	10/2014	PERTICI INDUSTRIES		TRONCATRICE 550–600 TSP DOUBLE MITRE SAW 550–600 TSP	DOC. NUM 4202 = +
				DISEGN.	G. M.				
				VISTO				Input 1-10 TS690 ARM *Input 1-10 TS690 ARM*	Totale Fogli : 27 FG. 11 F.S. 11A
REV.	MODIFICA	DATA	FIRMA	APPR.		SOST. IL :	SOST. DA :	FILE :	

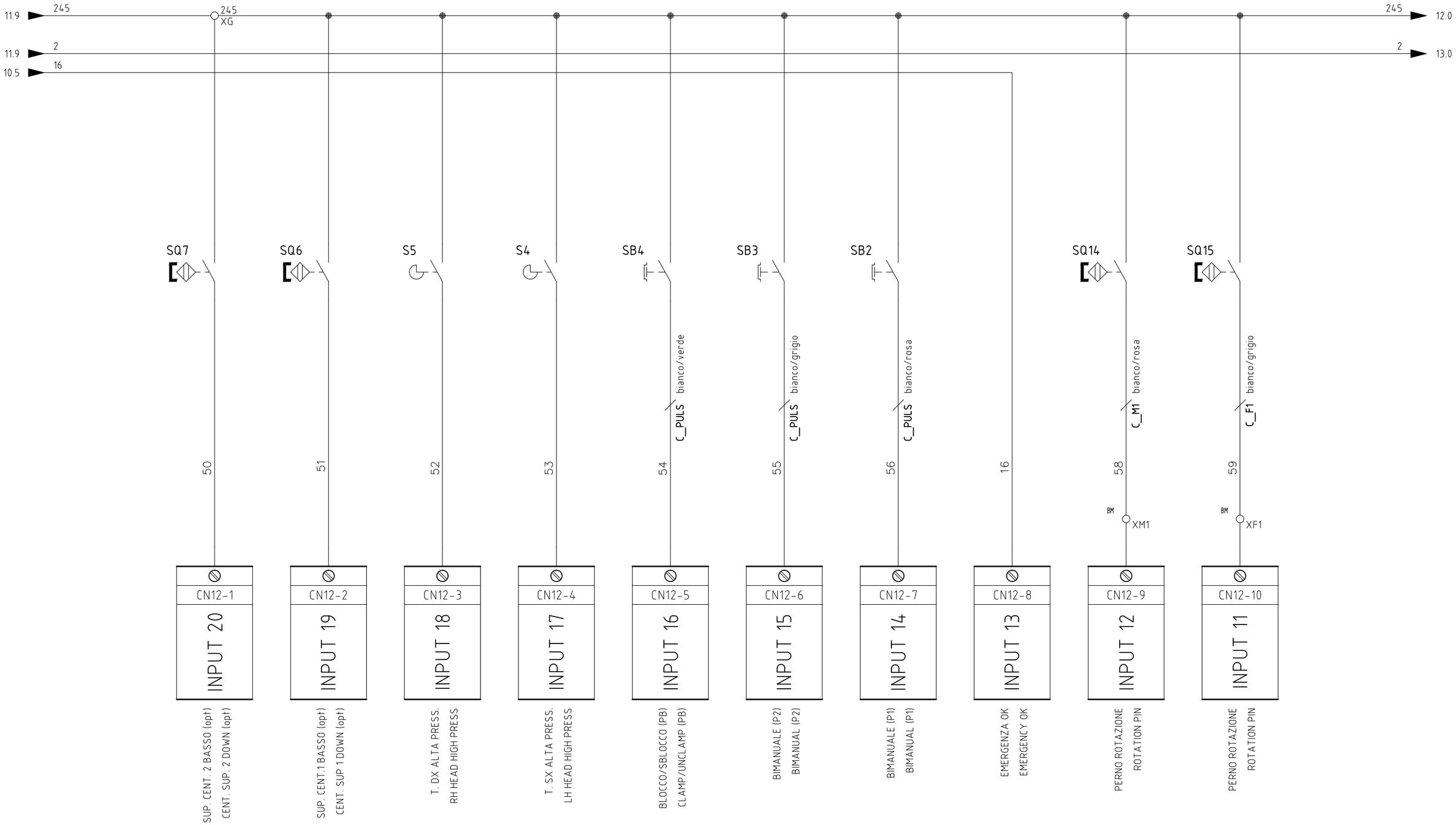

				DATA	10/2014	PERTICI INDUSTRIES		TRONCATRICE 550–600 TSP DOUBLE MITRE SAW 550–600 TSP	DOC. NUM 4202	=	
				DISEGN.	G. M.					+	
				VISTO				Input 11-20 TS690 ARM *Input 11-20 TS690 ARM*	Totale Fogli : 27	FG. 11A	
REV.	MODIFICA	DATA	FIRMA	APPR.		SOST. IL :	SOST. DA :	FILE :		F.S. 12	

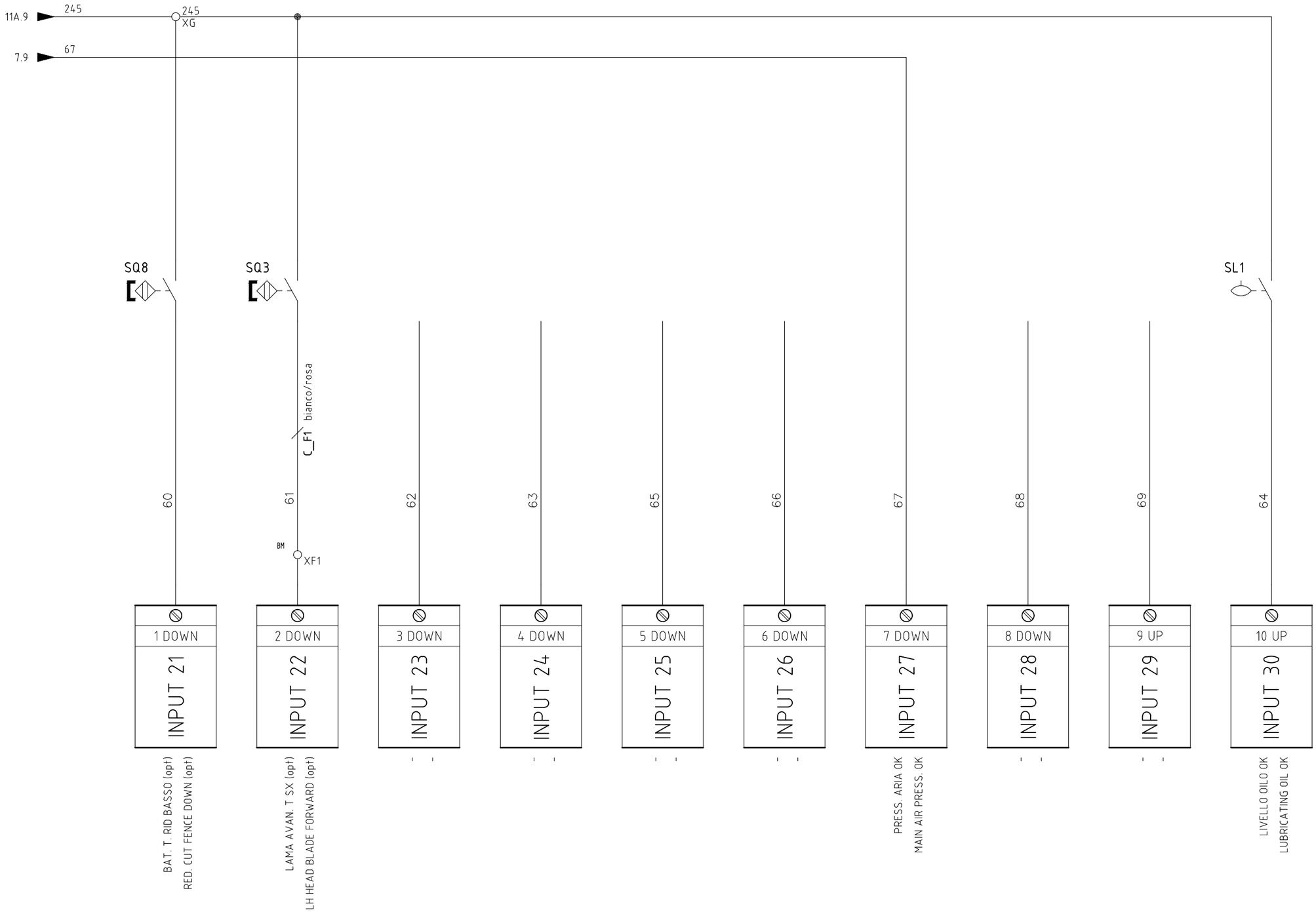

				DATA	10/2014	PERTICI INDUSTRIES		TRONCATRICE 550–600 TSP DOUBLE MITRE SAW 550–600 TSP	DOC. NUM 4202	=	
				DISEGN.	G. M.					+	
				VISTO				Input 21-30 EL200 *Input 21-30 EL200*	Totale Fogli : 27	FG. 12	
REV.	MODIFICA	DATA	FIRMA	APPR.		SOST. IL :	SOST. DA :	FILE :		F.S. 13	

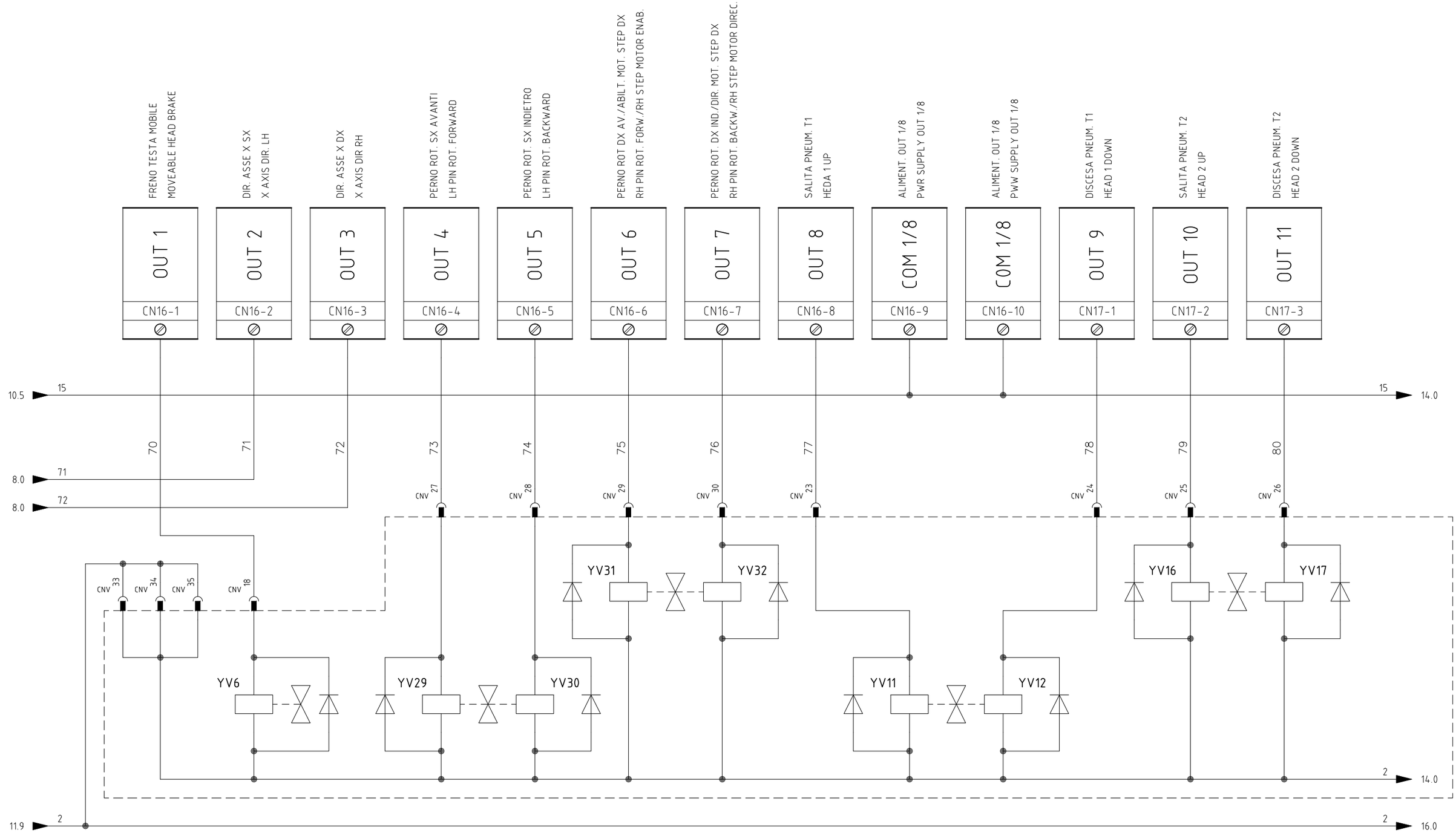

				DATA	10/2014	PERTICI INDUSTRIES			TRONCATRICE 550–600 TSP DOUBLE MITRE SAW 550–600 TSP	DOC. NUM 4202	=		
				DISEGN.	G. M.						+		
				VISTO					Output 1-11 TS690 ARM *Output 1-11 TS690 ARM*		Totale Fogli : 27	FG.	13
REV.	MODIFICA	DATA	FIRMA	APPR.		SOST. IL :	SOST. DA :	FILE :				F.S.	14

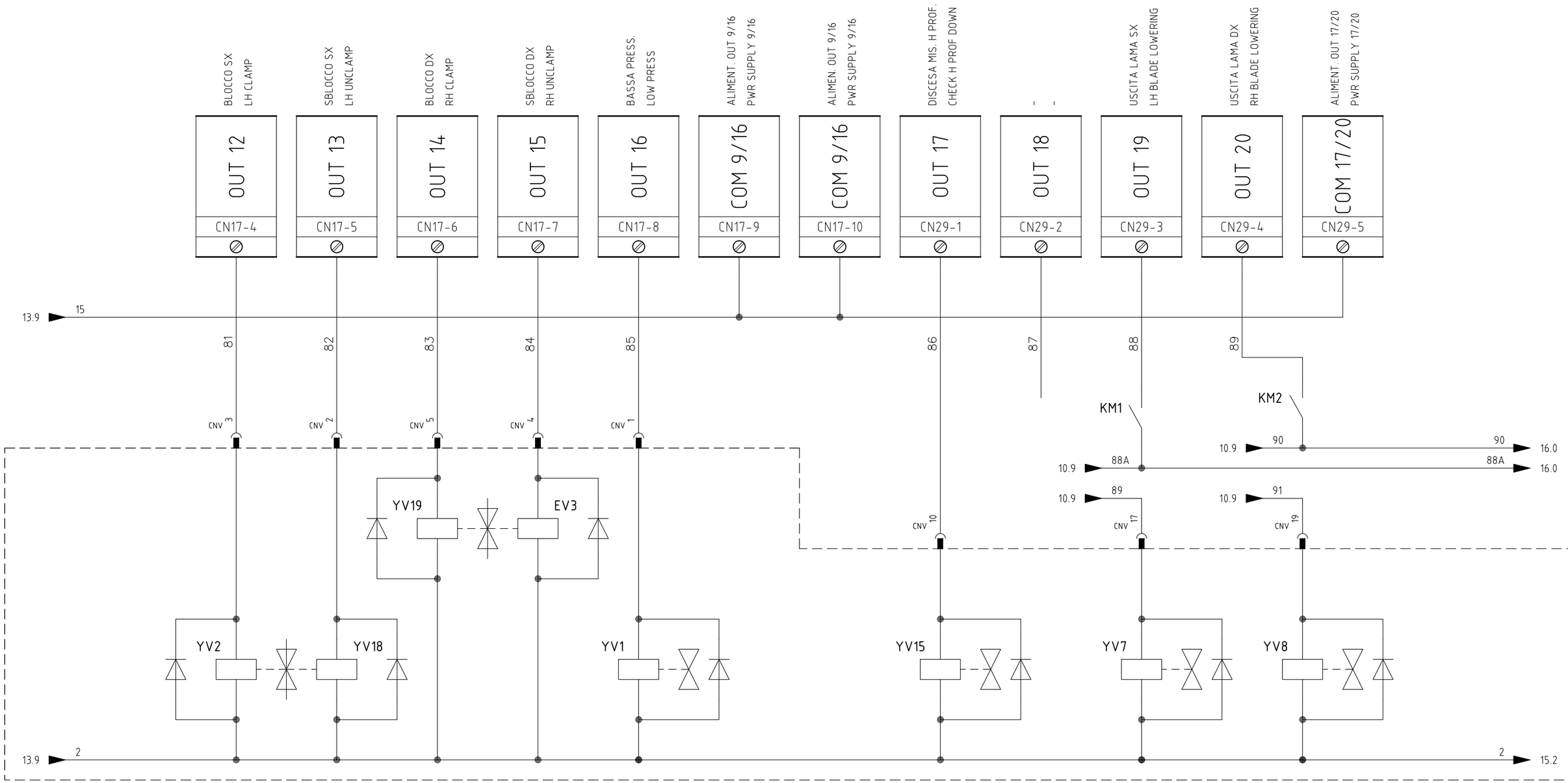

				DATA	10/2014	PERTICI INDUSTRIES			TRONCATRICE 550–600 TSP DOUBLE MITRE SAW 550–600 TSP	DOC. NUM 4202	=		
				DISEGN.	G. M.						+		
				VISTO					Output 12-20 TS690 ARM *Output 12-20 TS690 ARM*		Totale Fogli : 27	FG.	14
REV.	MODIFICA	DATA	FIRMA	APPR.		SOST. IL :	SOST. DA :	FILE :				F.S.	15

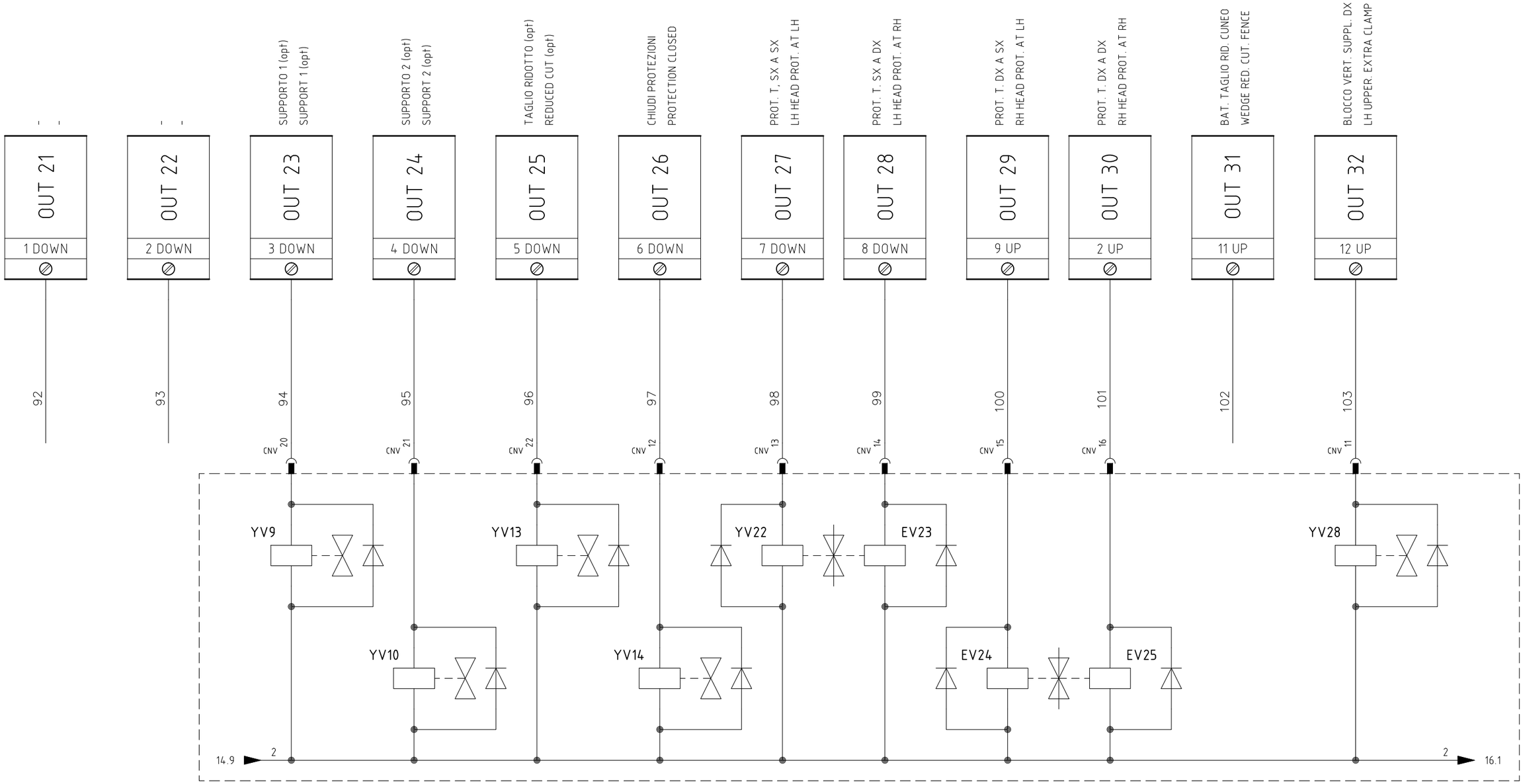

				DATA	10/2014	PERTICI INDUSTRIES			TRONCATRICE 550–600 TSP DOUBLE MITRE SAW 550–600 TSP	DOC. NUM 4202	=	
				DISEGN.	G. M.						+	
				VISTO					Output 21-32 EL200 *Output 21-32 EL200*	Totale Fogli : 27	FG.	15
REV.	MODIFICA	DATA	FIRMA	APPR.		SOST. IL :	SOST. DA :	FILE :			F.S.	16

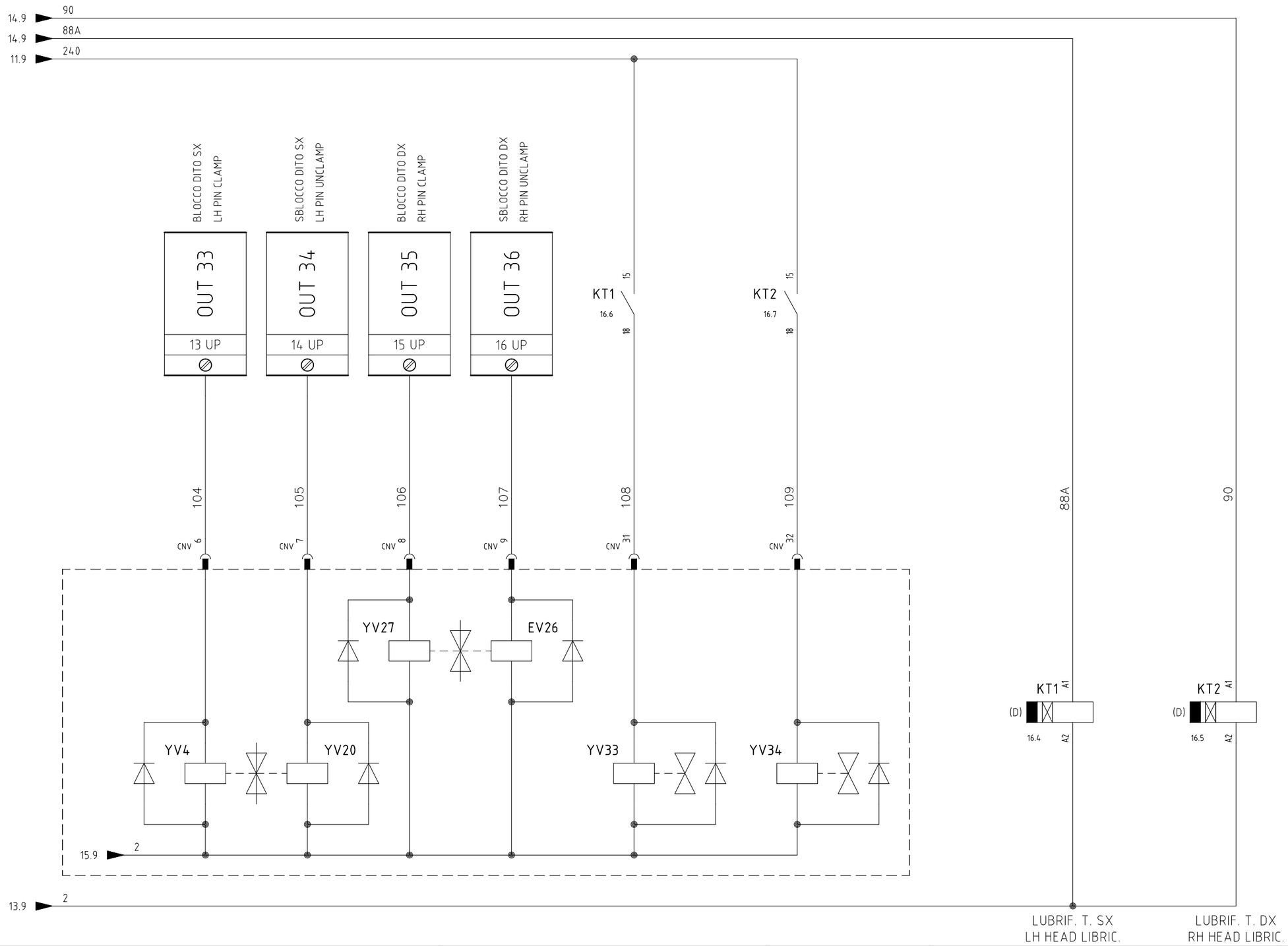

				DATA	10/2014	PERTICI INDUSTRIES		TRONCATRICE 550–600 TSP DOUBLE MITRE SAW 550–600 TSP	DOC. NUM 4202	=	
				DISEGN.	G. M.					+	
				VISTO				Output 33-36 EL200 *Output 33-36 EL200*	Totale Fogli : 27	FG. 16	
REV.	MODIFICA	DATA	FIRMA	APPR.		SOST. IL :	SOST. DA :	FILE :		F.S. 17	

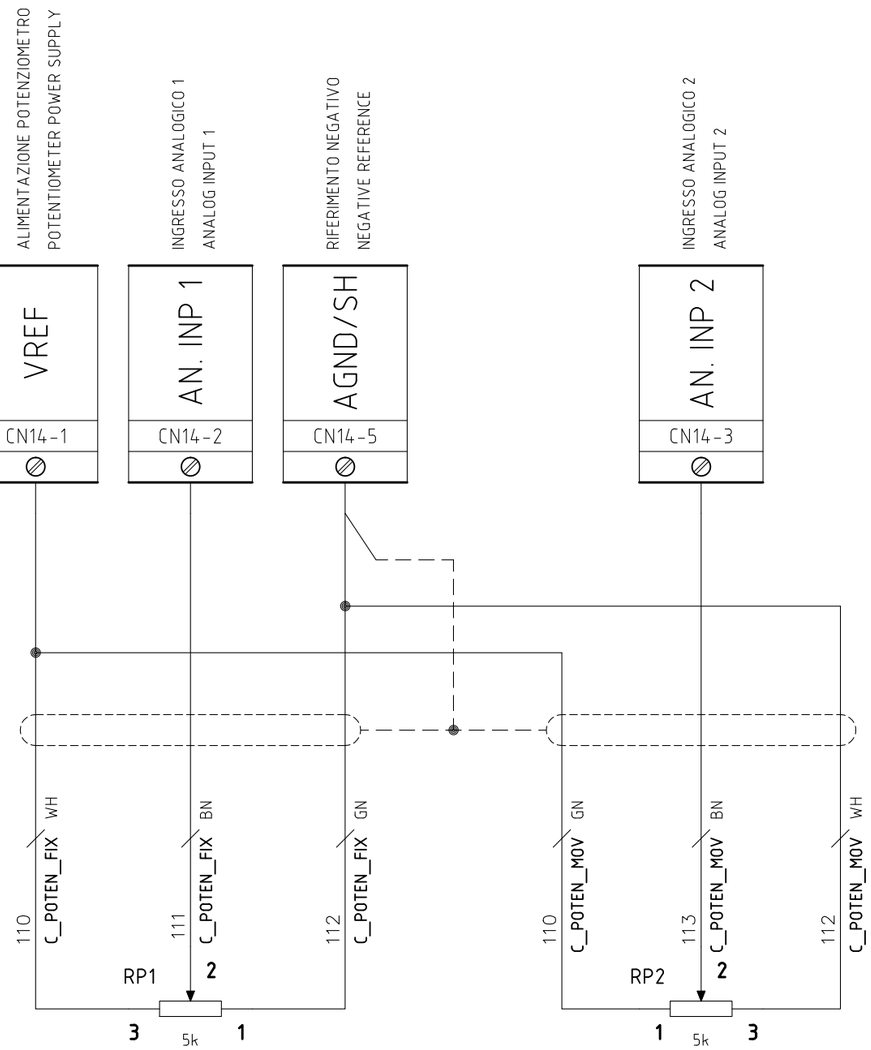

TESTA 1 / HEAD 1

TESTA 2 / HEAD 2

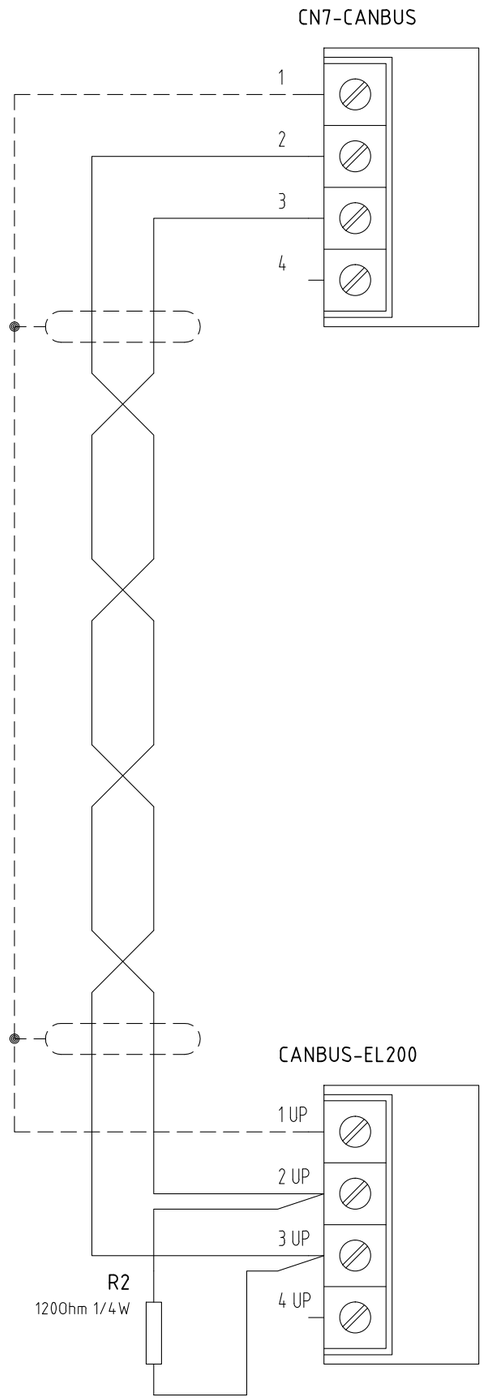

				DATA	10/2014	PERTICI INDUSTRIES		TRONCATRICE 550–600 TSP DOUBLE MITRE SAW 550–600 TSP	DOC. NUM 4202	=	
				DISEGN.	G. M.					+	
				VISTO				Potenz. ang. teste e seriale CANBUS *Head angles potentiometer and CANBUS Serial*		Totale Fogli : 27	FG. 17
REV.	MODIFICA	DATA	FIRMA	APPR.		SOST. IL :	SOST. DA :	FILE :			F.S. 18

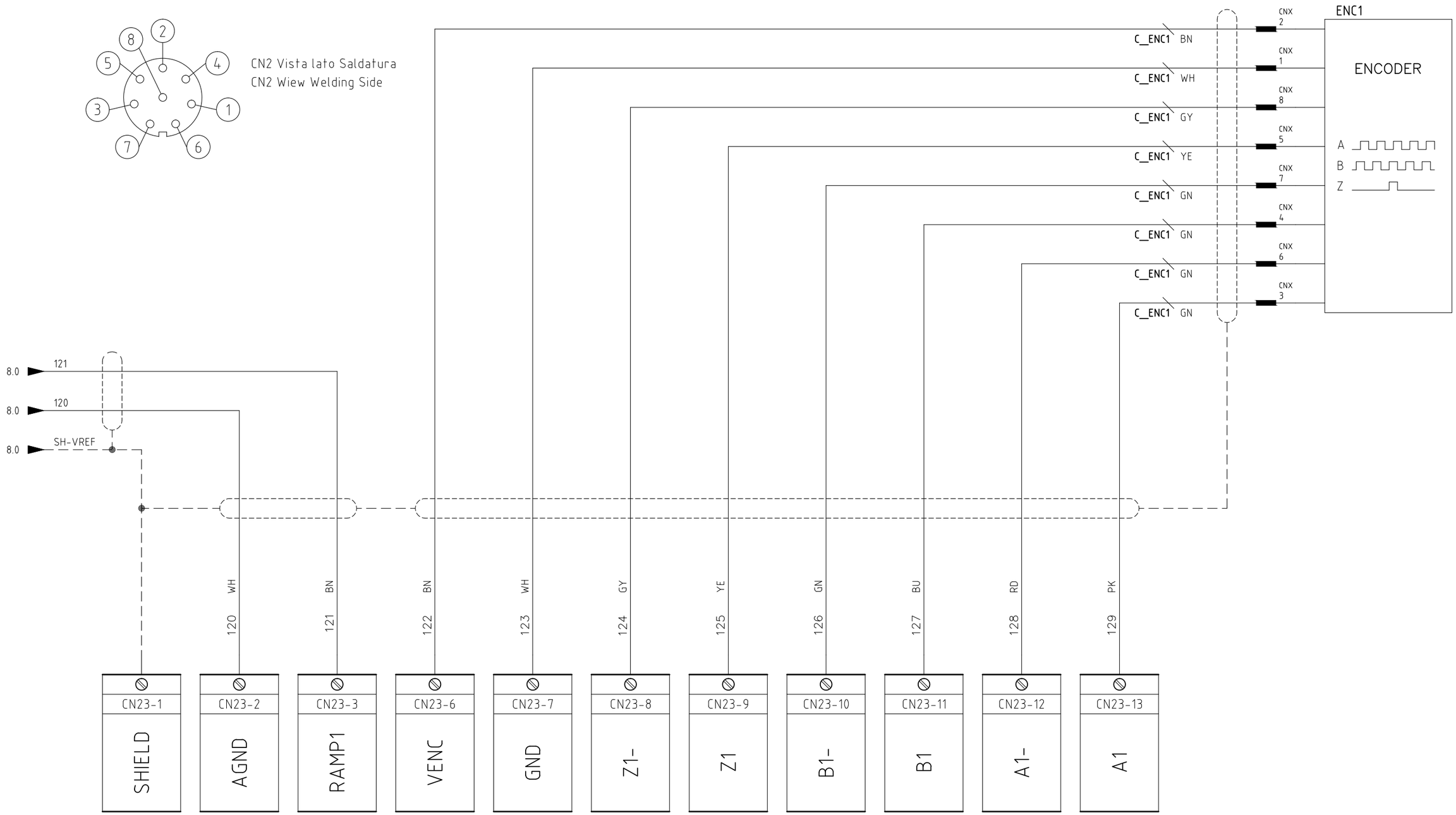

				DATA	10/2014	PERTICI INDUSTRIES		TRONCATRICE 550–600 TSP DOUBLE MITRE SAW 550–600 TSP	DOC. NUM 4202	=		
				DISEGN.	G. M.					+		
				VISTO				Encoder riferimento asse X *Encoder reference X axis*	Totale Fogli : 27		FG.	18
REV.	MODIFICA	DATA	FIRMA	APPR.		SOST. IL :	SOST. DA :	FILE :			F.S.	19

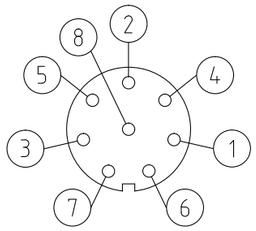

CN2 Vista lato Saldatura
CN2 Wiew Welding Side

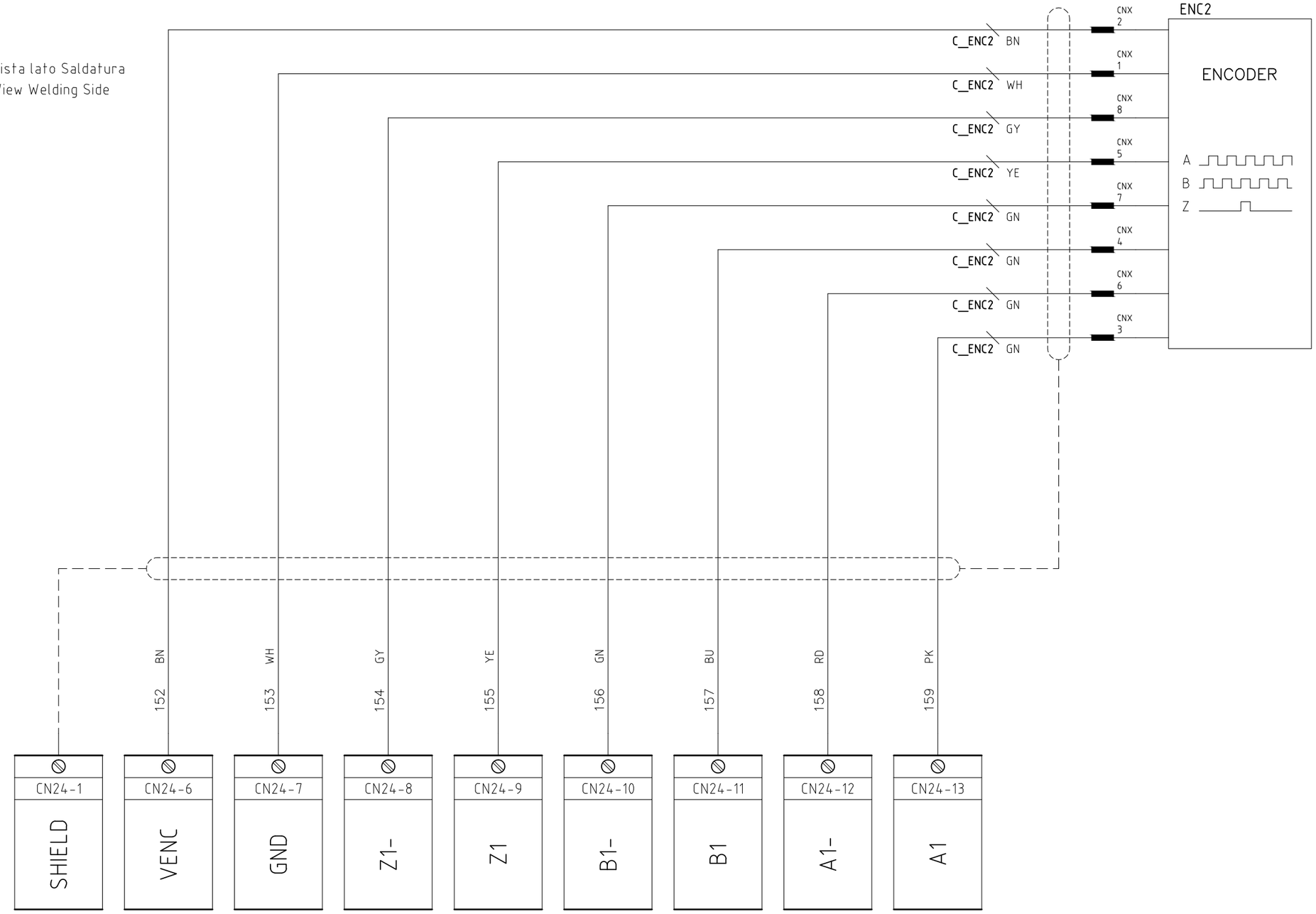

OPTIONAL

				DATA	10/2014	PERTICI INDUSTRIES		TRONCATRICE 550–600 TSP DOUBLE MITRE SAW 550–600 TSP	DOC. NUM 4202	=	
				DISEGN.	G. M.					+	
				VISTO				Encoder altezza profilo (PTIONAL) *Encoder profile thickness (OPTIONAL)*	Totale Fogli : 27	FG. 19	
REV.	MODIFICA	DATA	FIRMA	APPR.		SOST. IL :	SOST. DA :	FILE :		F.S. 20	

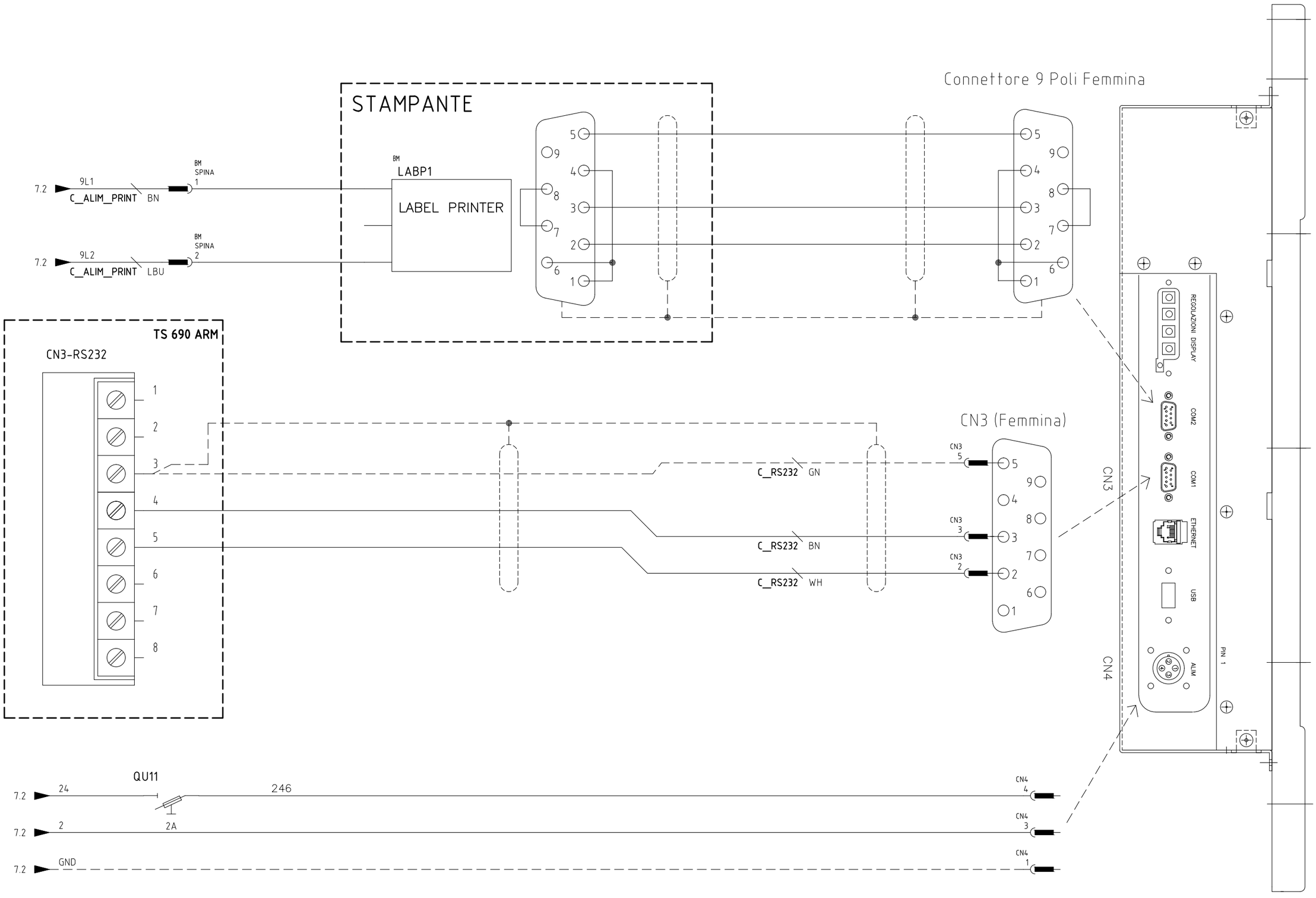

				DATA	10/2014	PERTICI INDUSTRIES		TRONCATRICE 550–600 TSP DOUBLE MITRE SAW 550–600 TSP	DOC. NUM 4202	=	
				DISEGN.	G. M.					+	
				VISTO				Connessioni Terminale Operatore TCE1 Connections Operator Terminal TCE1	Totale Fogli : 27	FG. 20	
REV.	MODIFICA	DATA	FIRMA	APPR.		SOST. IL :	SOST. DA :	FILE :		F.S. 21	

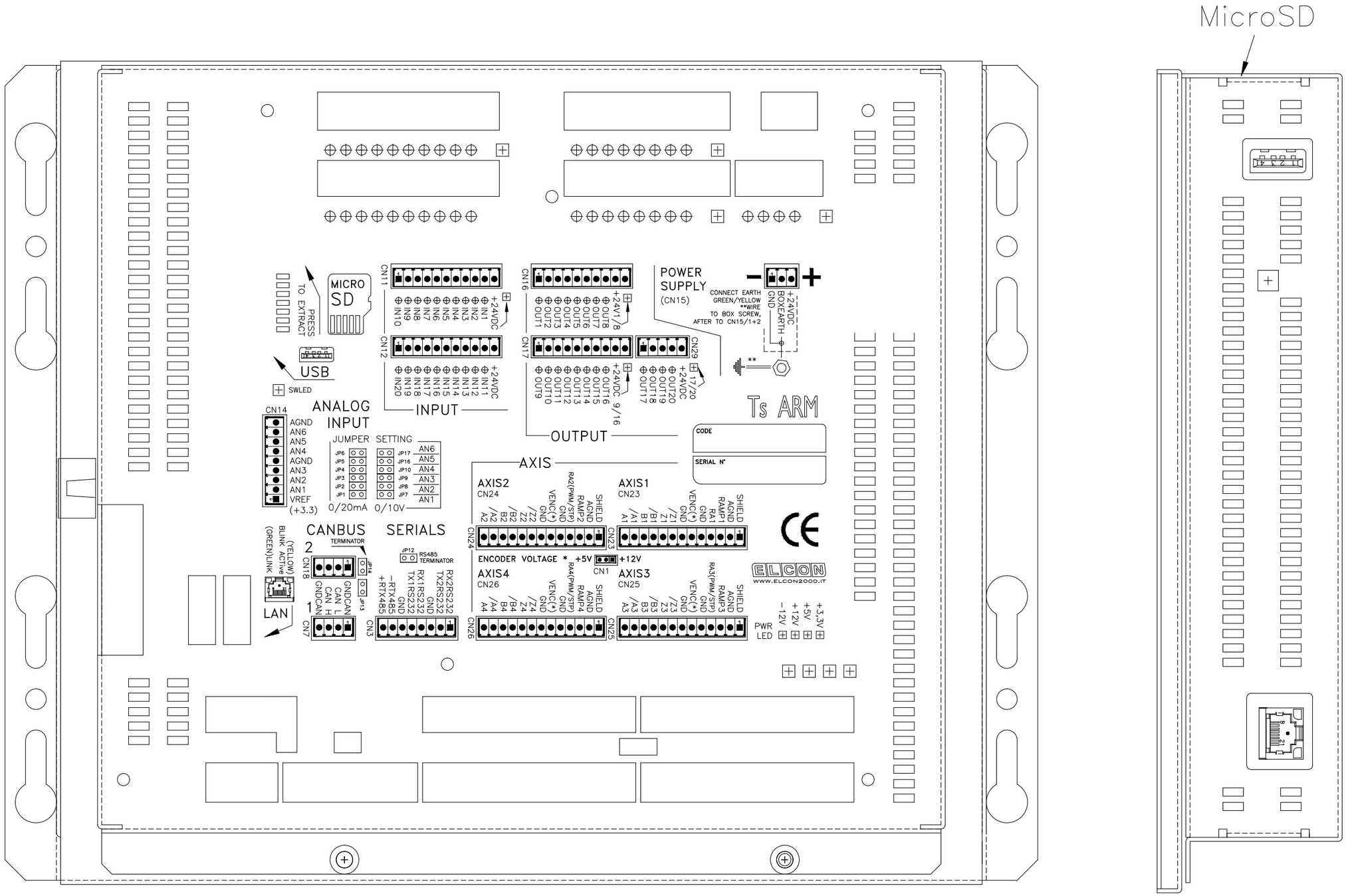

				DATA	10/2014	PERTICI INDUSTRIES		TRONCATRICE 550-600 TSP DOUBLE MITRE SAW 550-600 TSP	DOC. NUM 4202	=	
				DISEGN.	G. M.					+	
				VISTO				TS690 ARM TS690 ARM		Totale Fogli : 27	FG. 21
REV.	MODIFICA	DATA	FIRMA	APPR.		SOST. IL :	SOST. DA :	FILE :			F.S. 22

QG - XG

MORSETTIERA QUADRO GENERALE

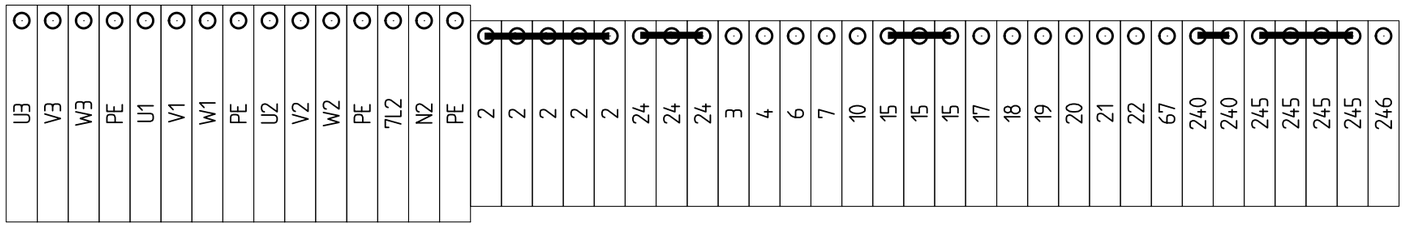

				DATA	10/2014	PERTICI INDUSTRIES		TRONCATRICE 550-600 TSP DOUBLE MITRE SAW 550-600 TSP	DOC. NUM 4202	=	
				DISEGN.	G. M.					+	
				VISTO				Morsettiera *Terminal Board*	Totale Fogli : 27	FG.	22
REV.	MODIFICA	DATA	FIRMA	APPR.		SOST. IL :	SOST. DA :	FILE :		F.S.	23

TCE1



				DATA	10/2014	PERTICI INDUSTRIES		TRONCATRICE 550-600 TSP DOUBLE MITRE SAW 550-600 TSP	DOC. NUM 4202	=	
				DISEGN.	G. M.					+	
				VISTO				Terminale Operatore TCE1 *Operator Terminal TCE1*		Totale Fogli : 27	FG. 23
REV.	MODIFICA	DATA	FIRMA	APPR.		SOST. IL :	SOST. DA :	FILE :			F.S. 24

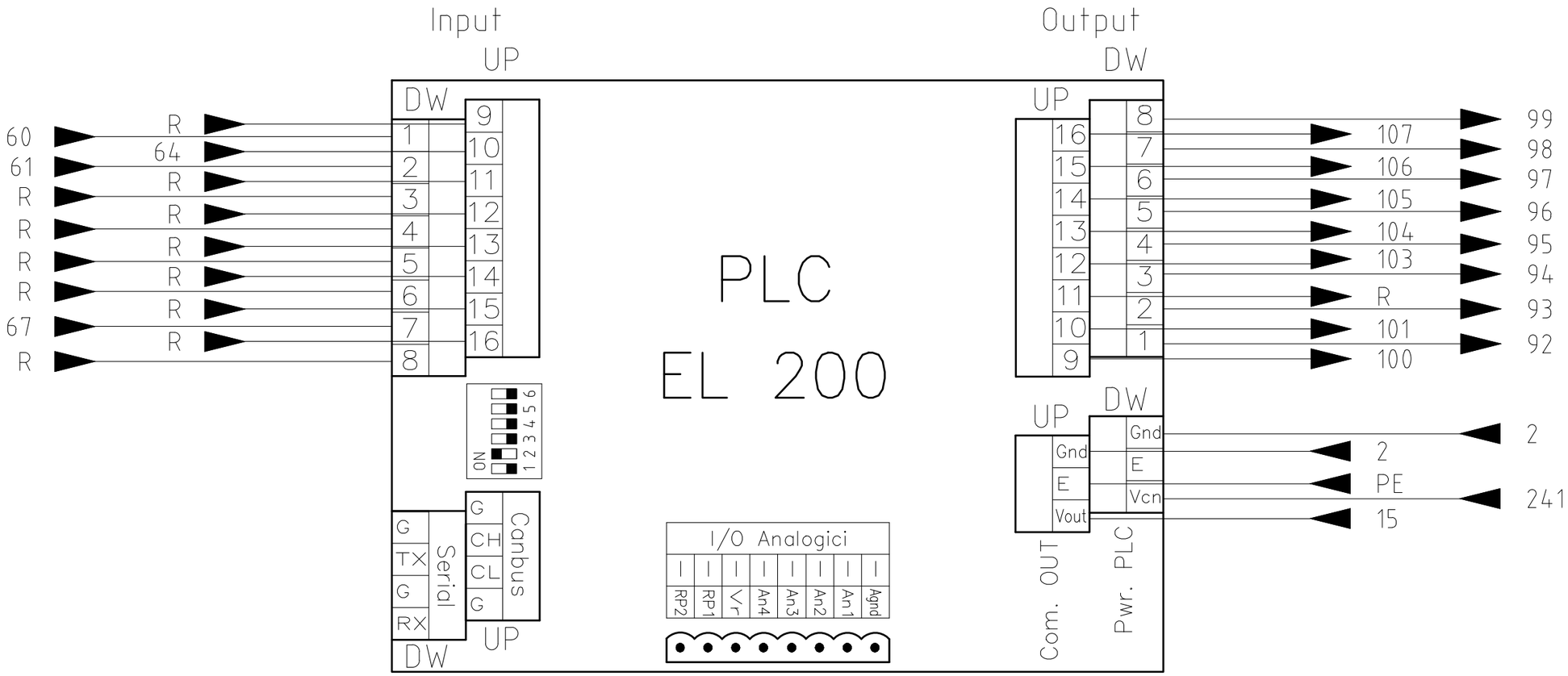

				DATA	10/2014	PERTICI INDUSTRIES		TRONCATRICE 550–600 TSP DOUBLE MITRE SAW 550–600 TSP	DOC. NUM 4202	=	
				DISEGN.	G. M.					+	
				VISTO				PLC EL 200 EL 200 PLC	Totale Fogli : 27	FG. 24	
REV.	MODIFICA	DATA	FIRMA	APPR.		SOST. IL :	SOST. DA :	FILE :		F.S. 25	

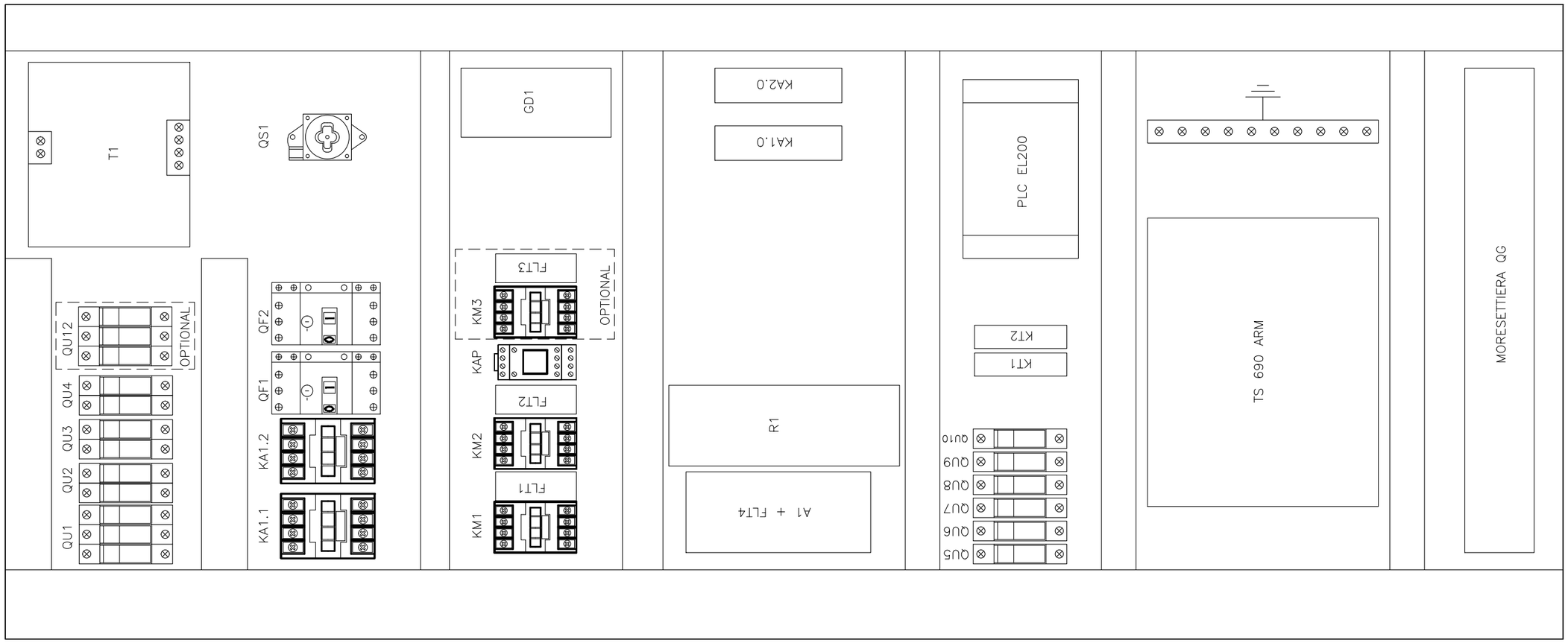

				DATA	10/2014	PERTICI INDUSTRIES			TRONCATRICE 550–600 TSP DOUBLE MITRE SAW 550–600 TSP	DOC. NUM 4202	=		
				DISEGN.	G. M.						+		
				VISTO					Topografico Quadro QG *Electric Box QG Layout*		Totale Fogli : 27	FG.	25
REV.	MODIFICA	DATA	FIRMA	APPR.		SOST. IL :	SOST. DA :	FILE :				F.S.	26

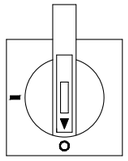

				DATA	10/2014	PERTICI INDUSTRIES		TRONCATRICE 550-600 TSP DOUBLE MITRE SAW 550-600 TSP	DOC. NUM 4202	=	
				DISEGN.	G. M.					+	
				VISTO				Frontale Quadro Elettrico QG *Front Electric Box QG*	Totale Fogli : 27	FG. 26	
REV.	MODIFICA	DATA	FIRMA	APPR.		SOST. IL :	SOST. DA :	FILE :		F.S. 27	

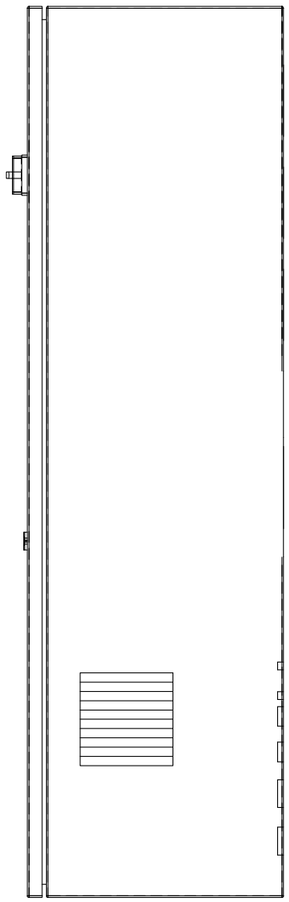



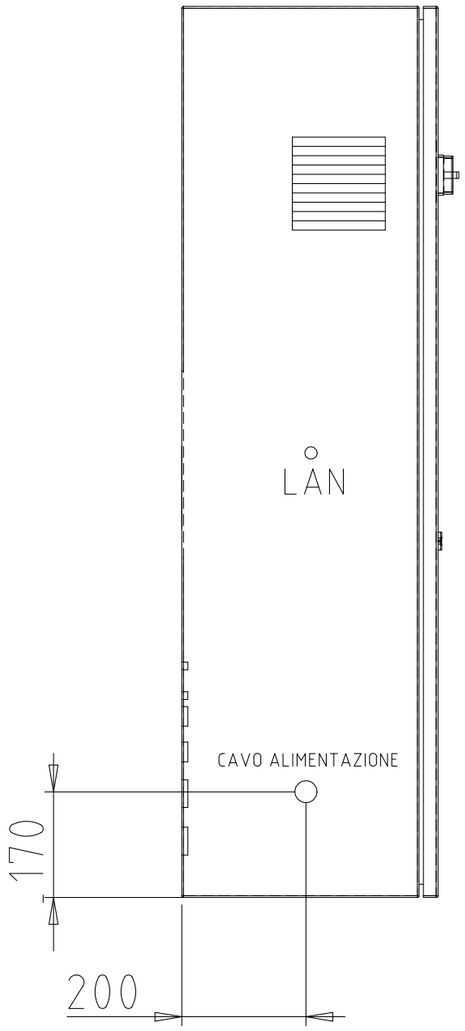

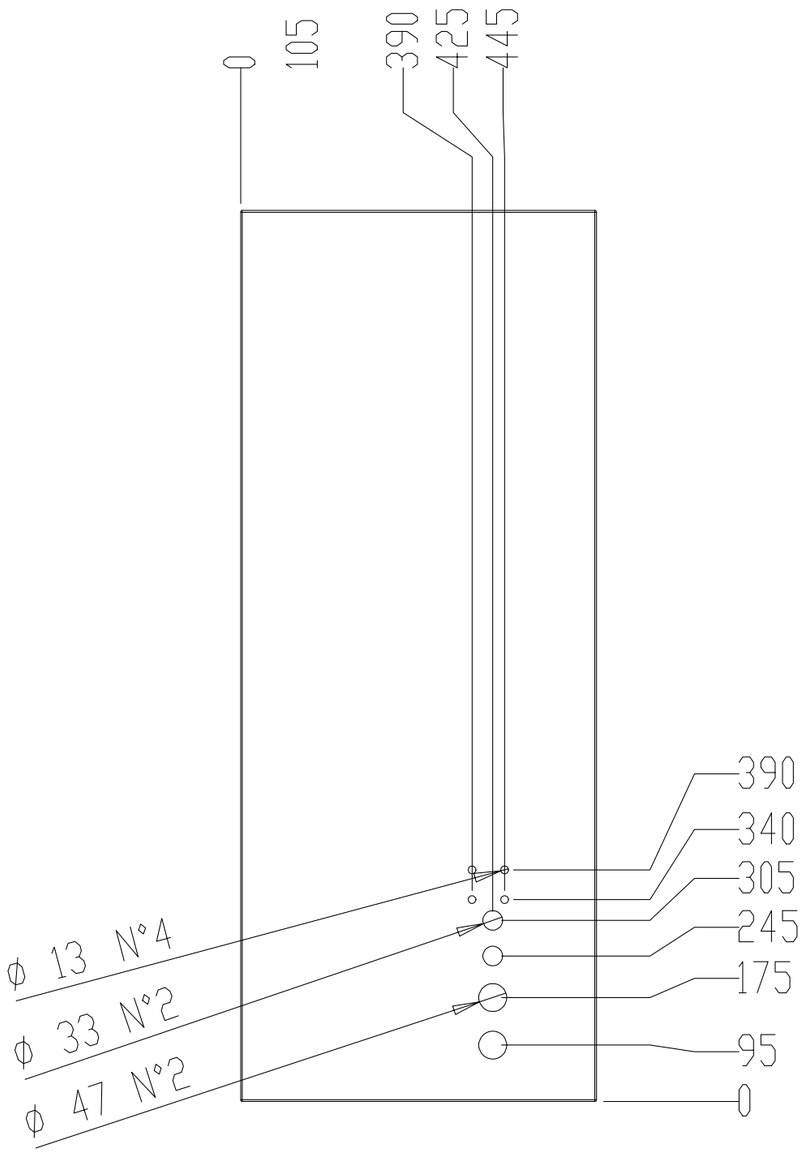

				DATA	10/2014	PERTICI INDUSTRIES		TRONCATRICE 550–600 TSP DOUBLE MITRE SAW 550–600 TSP	DOC. NUM 4202	=	
				DISEGN.	G. M.					+	
				VISTO				Forature Quadro Elettrico *Electric Box Drilling Holes*	Totale Fogli : 27	FG. 27	
REV.	MODIFICA	DATA	FIRMA	APPR.		SOST. IL :	SOST. DA :	FILE :		F.S. /	